

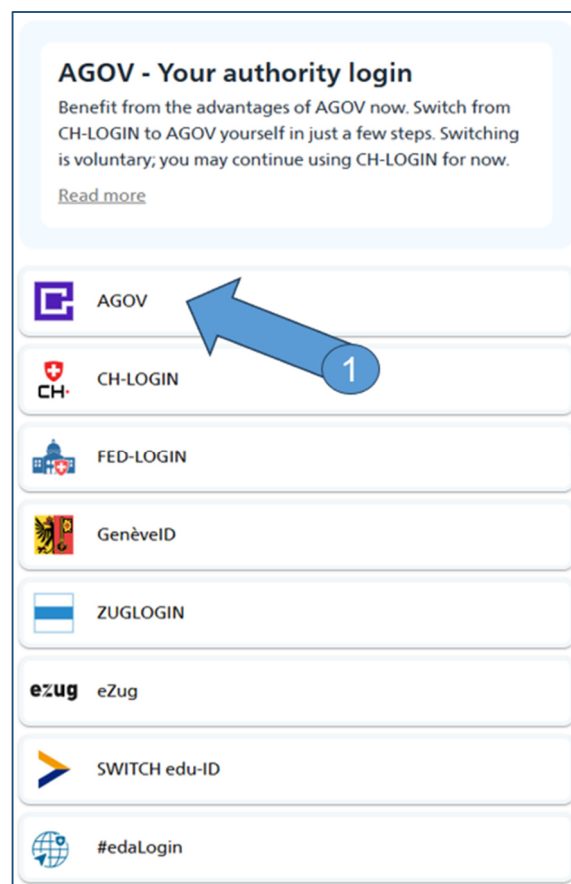
dLIS Onboarding for Individuals (e.g., candidates or flight school staff)

1. Create an AGOV account

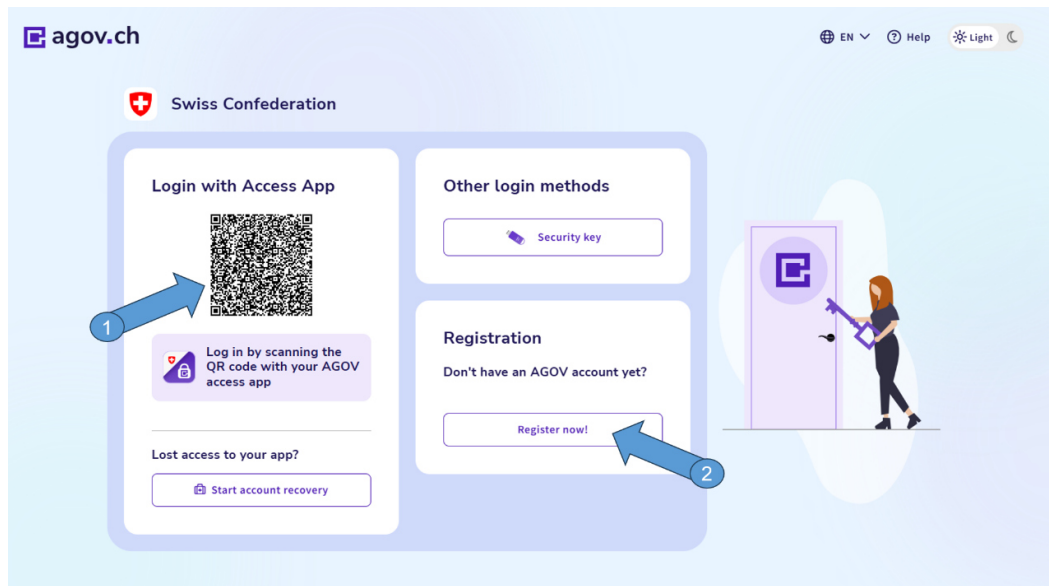
AGOV is the official Swiss government login. It is already used in various cantons for online services such as tax return filing.

The goal of AGOV is that you only need one login for all your digital dealings with authorities, whether at the federal, cantonal, or municipal level. We recommend using a private email address.

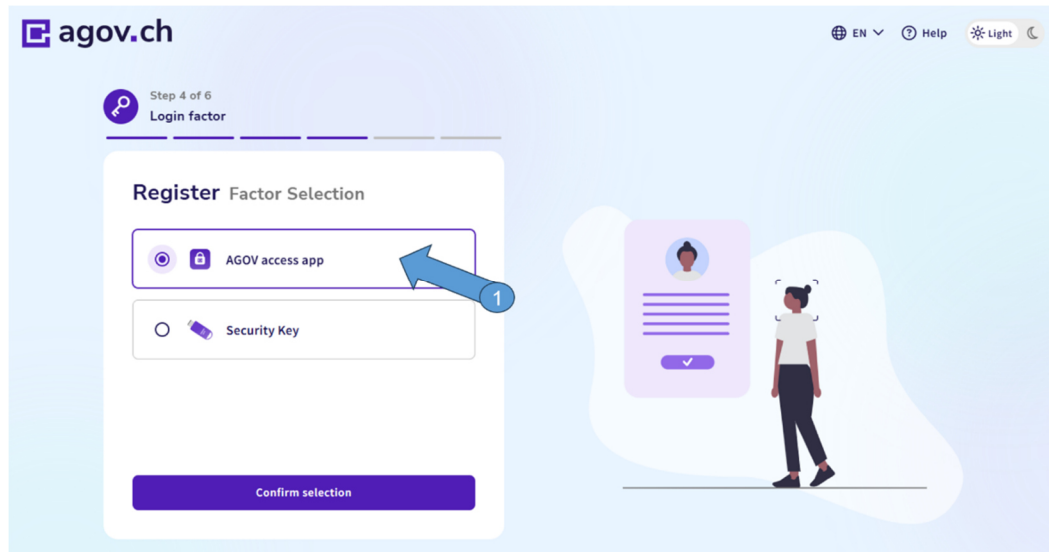
→ To register/login with an AGOV account go to the following link:
<https://www.dlis.bazl.admin.ch/> and choose arrow 1



If you already have an AGOV account, scan the QR code on the following page using the AGOV access app. If you do not yet have an AGOV account, select arrow 2.



Follow the instructions until you reach the following page, then select arrow 1 and continue following the instructions.



If you already have a CH-login choose "yes" otherwise proceed with "no" and follow the instructions.

Welcome "Your Name"

You are using AGOV, the Swiss authority login. We have checked whether a CH-LOGIN exists with the e-mail address of your AGOV-Login.

No CH-LOGIN found with e-mail

Your e-Mail

! We have not found a CH-LOGIN with this e-mail address. If you are using a CH-LOGIN with a different email address and would like to transfer these access rights to your new AGOV-Login, select «Yes» below.

How do you want to proceed? Important, select your answer carefully!

Yes, I have a CH-LOGIN. I want to transfer the access rights to my AGOV-Login.

No, I don't have a CH-LOGIN.

[Continue](#)

2. dLIS Onboarding

Now you have to log in with your AGOV or CH-Login account. After logging in, the onboarding process will start automatically. Enter your contact details. Then upload a copy of your ID or passport.